



Gingerbread Glyph

| | |
|--|---------------|
| Body | |
| I like gingerbread best. | dark brown |
| I like candy canes best. | light brown |
| Bow | |
| I am a boy. | bowtie |
| I am a girl. | hair bow |
| Mouth | |
| I have eaten gingerbread. | big smile |
| I have never eaten gingerbread. | small smile |
| Eyes | |
| My favorite holiday activity is: | |
| Singing | looking up |
| Baking cookies | looking down |
| Wrapping presents | looking right |
| Shopping | looking left |
| Nose | |
| I am 7 years old. | points up |
| I am 8 years old. | points down |
| Buttons | |
| I will go out of town during the holidays. | 3 buttons |
| I will stay at home during the holidays. | 2 buttons |
| Wrists and Ankles | |
| When I eat gingerbread: | |
| I eat the arms or feet first. | wavy lines |
| I eat the head first. | zigzag lines |



























Interview a Friend

Directions:


Share your gingerbread glyph with a friend. Be sure to talk about why you chose to decorate your gingerbread man the way you did. After you interview your friend, fill out the page below.

| What did you learn about your friend? | How does the glyph tell you this? |
|---|-----------------------------------|
| 1. Will your friend travel out of town during the holidays? | <hr/> <hr/> |
| 2. How old is your friend? | <hr/> <hr/> |
| 3. What does your friend enjoy doing during the holidays? | <hr/> <hr/> |
| 4. Has your friend ever eaten gingerbread? | <hr/> <hr/> |

Name: _____ Date: _____ - _____ - _____

Which do you like better – gingerbread or candy canes?

| | | | |
|---------------------------|--------------------|--------------------|--|
| Number of children | 20 | | |
| | 19 | | |
| | 18 | | |
| | 17 | | |
| | 16 | | |
| | 15 | | |
| | 14 | | |
| | 13 | | |
| | 12 | | |
| | 11 | | |
| | 10 | | |
| | 9 | | |
| | 8 | | |
| | 7 | | |
| | 6 | | |
| | 5 | | |
| | 4 | | |
| | 3 | | |
| | 2 | | |
| | 1 | | |
| | Gingerbread | Candy canes | |



Teacher Notes

Enjoy this free glyph kit from K2 Printables. Here are a few suggestions for completion of the glyphs:

- I have included two gingerbread man patterns for your use.
- Order plain gingerbread men cookies from your local bakery. Ask parents to donate icing in tubes, candies, and sprinkles for decorating at school. I have purchased gingerbread cookies this way for about 50 cents each.
 - If you have students with peanut allergies, be sure to check to see if the bakery processes the cookies with nuts present.
- For the bow, use real ribbon. Show children how to tie the bow on a pencil and then slip it off and glue on the glyph. Tie a knot in the ribbon first (while on the pencil), so the bow won't come untied in the transfer process.
- Use white chalk for the zigzag/wavy lines on the wrists and ankles. Spray the chalk with a little hair spray when finished to set the chalk and keep it from smudging.
 - If you have children with asthma, do this after the children leave, or take them outside to spray as the fumes may irritate their breathing.
- For the mouth, there are several options:
 - Give the children red yarn and rulers. The big smile should be 3 inches long. The small smile should be two inches long. This is a fun way to use measurement skills.
 - Use red licorice for the smile.
 - Have children draw on the smiles (big smile could be an open mouth smile and small smile could be a single curved line) with markers or cheap red lipstick that you pick up at your local dollar store.
- For the graph, give the children red dots to glue on to show how many like gingerbread and candy canes. This makes a cute display.
- The gingerbread acrostic template can be used to record adjectives that you brainstorm with your class, or students may complete it individually or with a partner.
- The lined gingerbread paper is the result of an experiment using a text box. Have students write a sentence or two about gingerbread on the arm section and illustrate it to look like a gingerbread man. Also, use it for brief retelling sentences from your favorite gingerbread book.
- If you have other ideas, I'd love to hear about them. Email me at service@k2printables.com.
- Thanks for visiting K2 Printables!